

# BABY SHARK


## SONG STATS FOR MUSIC TEACHERS:

Melodic Difficulty: /10\*

Harmonic Difficulty: /10\*

\*Ratings are based on the suggested key in the upper levels, not necessarily the key of C

Suggested Key: G	Highest Note: C5	Slash Chords: 0
Time Signature: 4/4	Lowest Note: G4	Aug Chords: 0
Feel: Straight	Notes Per Second: 3.59	Dim Chords: 0
Goal Tempo: 115 bpm	Chord Per Second: 0.48	Major Chords: 3
Measures: 4	Range: 6 <i>semitones</i>	Minor Chords: 1
Total Notes: 30	Unique Notes: 4	+ Sus Chords: 0
Total Chords: 4	Syncopation Rating: 4	Unique Chords: 4





# Table of Contents

*(Click to go to that page)*

Song Stats.....	1
Instructions.....	3
<b>Level 1</b> .....	<b>4</b>
Note Chart .....	5
<b>Level 2</b> .....	<b>7</b>
Fingering Illustration .....	8
<b>Level 3</b> .....	<b>10</b>
<b>Level 4</b> .....	<b>12</b>
Chord Illustrations.....	14
Level 4b .....	15
<b>Level 5</b> .....	<b>17</b>
Bonus Materials .....	21
Help / Contact .....	19



If you prefer a comprehensive, step-by-step system, you may enjoy the 12-levels of [KlopolAcademy.com](http://KlopolAcademy.com), which includes these lessons and walks students from the absolute beginners all the way to college-level classical or jazz piano.





# BABY SHARK

## LEVELS



**LEVEL 1** Just the letter names. Anyone can do this level — Perfect for an absolute beginner! (Sounds crazy, but some prefer to start on level 5)



**LEVEL 2** Looks scary, but the same notes as level one, just written on the staff, the pros use.



**LEVEL 3** Adds some left hand notes to make the song sound even better.



**LEVEL 4** More complex left hand part, but sounds great even without the play-along track.



**LEVEL 5** All the letter become numbers. Great for getting creative and switching keys! (HINT: some people find this level easier than level 1!)

## PLAY-ALONG TRACK



Your play-along mp3 has different versions of the song at different places in the track:

**0:00**—Slowest and includes the melody being played just like you should play

**2:00**—Same track but faster

**4:00**—Even faster! This is the goal speed (tempo)

**6:00**—Goal tempo, but with no melody and no applause at the end - this is what you should use to perform for your family and friends

**8:00**—Goal tempo with no melody or applause, plus it is in the suggested key from the upper levels



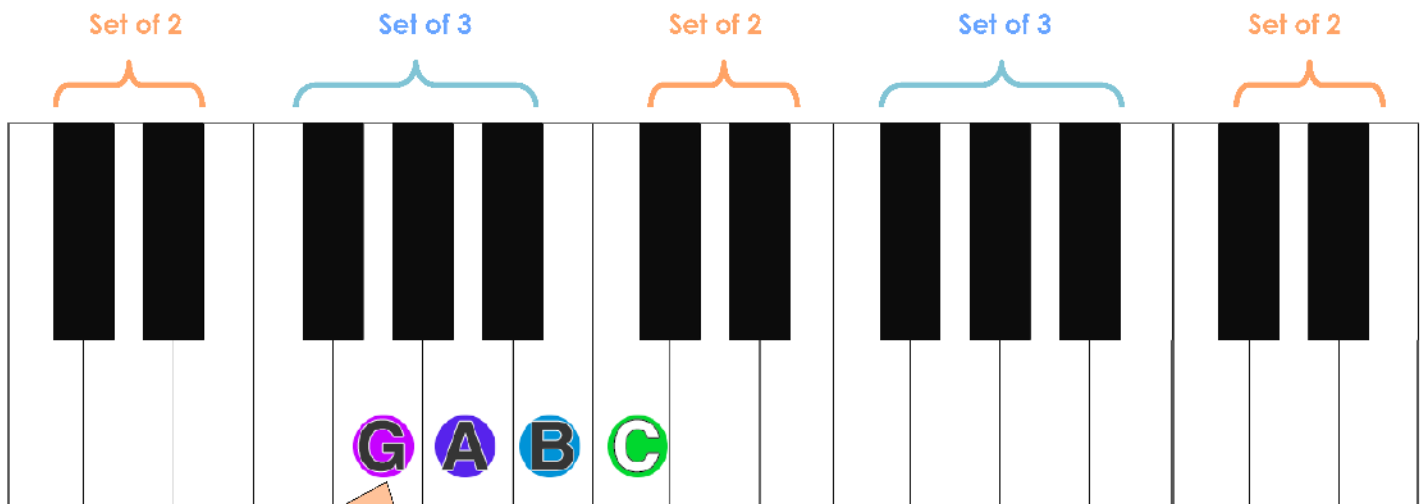
# LEVEL 1



# BABY SHARK

## STARTING POSITION

Use this chart to help you find the notes for this song.  
If you need more help for free, visit [LearnPianoLive.com/Level1](https://LearnPianoLive.com/Level1)



**G**  
Ba - by

**A**

**C**

**C**

**C**

**C**

**C**

sharkdoot doo da doot

**C**

**C**

da doot

**G**

**A**

ba - by



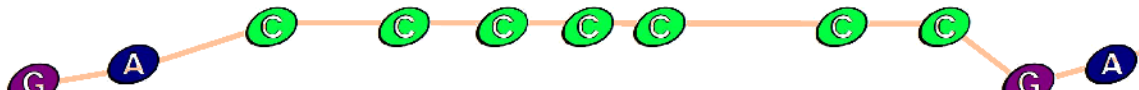
# BABY SHARK


If you need more help for free, visit [LearnPianoLive.com/Level1](http://LearnPianoLive.com/Level1)

LEVEL 1



REPEAT


  
 Ba - by      sharkdoot doo da doot      da doot ba - by


  
 shark doot doo da doot      da doot ba - by


  
 shark doot doo da doot      da doot ba - by      shark

REPEAT



# LEVEL 2

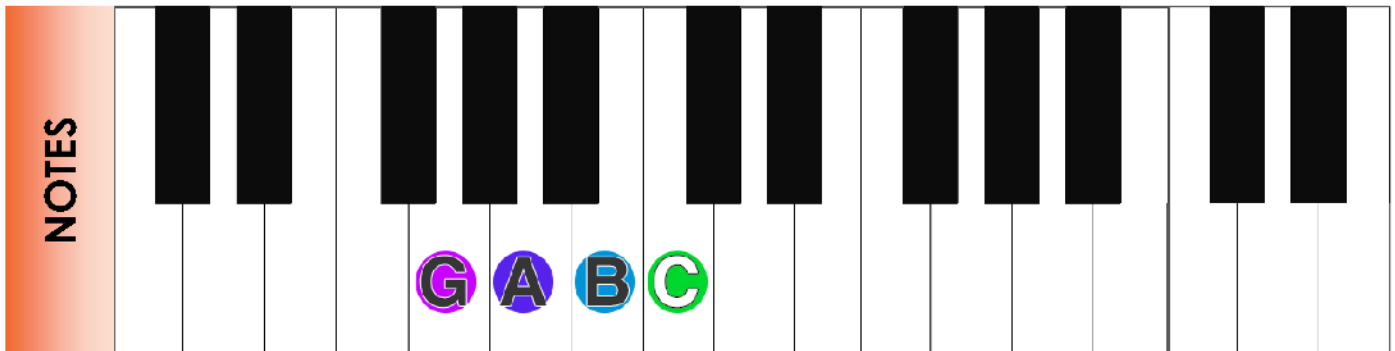


# BABY SHARK

## HAND POSITION

It is important to start learning to use all your fingers. Try this fingering to best cover the notes you need for level 2 on this song.  
*\*This fingering may not apply to levels 3-5*

If you more help:  
[LearnPianoLive.com/Level2](http://LearnPianoLive.com/Level2)








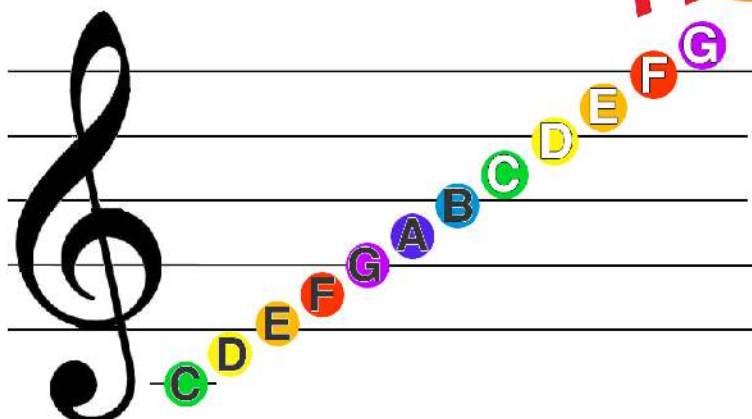
# BABY SHARK




LEVEL 2

All notes are written on either **LINES** or **SPACES**. Use this treble clef chart to figure out what note you're supposed to play by figuring out which line or space the note is on. Need more help?

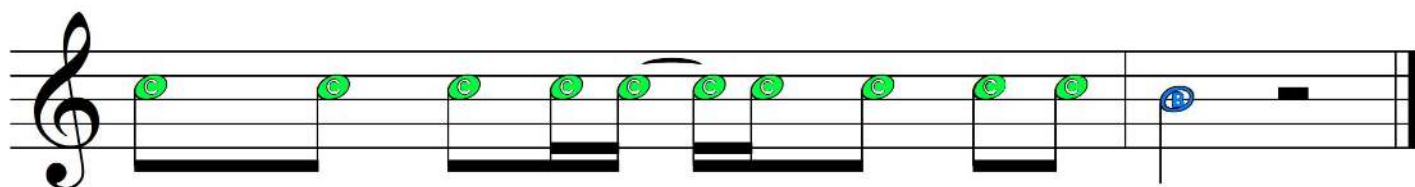
Visit [LearnPianoLive.com/Level2](http://LearnPianoLive.com/Level2)



Ba - by shark doot doo da doot da doot ba-by



shark doot doo da doot da doot ba - by



shark doot doo da doot da doot ba - by shark



# LEVEL 3





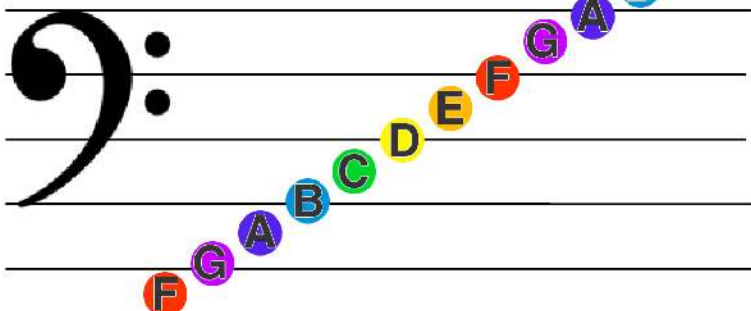
# BABY SHARK

LEVEL 3



The bass clef graphs low notes. Use this bass clef chart to figure out what note you're supposed to play just like you did with the higher notes in the treble clef. For more help, visit:

[LearnPianoLive.com/Level3](http://LearnPianoLive.com/Level3)



Musical notation for the first system of 'Baby Shark'. The treble clef staff contains the melody with lyrics: "Ba - by shark doot doo da doot da doot ba - by". The bass clef staff shows a whole rest in the first measure and a single note (C) in the second measure.

Musical notation for the second system of 'Baby Shark'. The treble clef staff contains the melody with lyrics: "shark doot doo da doot da doot ba - by". The bass clef staff shows a single note (F) in the first measure.

Musical notation for the third system of 'Baby Shark'. The treble clef staff contains the melody with lyrics: "shark doot doo da doot da doot ba - by shark". The bass clef staff shows a single note (A) in the first measure and a single note (C) in the second measure.



# LEVEL 4



# BABY SHARK

Visit [LearnPianoLive.com/Level4](https://LearnPianoLive.com/Level4) for more help

LEVEL 4



C

Ba - by shark doot doo da doot da doot ba - by

F

shark doot doo da doot da doot ba - by

Am G

shark doot doo da doot da doot ba - by shark



# BABY SHARK

LEVEL 4



Here are all the notes you'll need for the chords listed in the song:



**G**

**Am**

**C**

**F**

LINE UP THIS GUIDE ON YOUR PIANO TO HELP YOU WITH LEVEL 4b-5's SUGGESTED KEY:

G Major: 1 sharp - F#

7 F#

7 F#

1 G 2 A 3 B 4 C 5 D 6 E 1 G 2 A 3 B





# LEVEL 4<sub>b</sub>

Same as level 4, but in the suggested key





# BABY SHARK

Visit [LearnPianoLive.com/Level4b](http://LearnPianoLive.com/Level4b) for more help

LEVEL 4b



G

Ba - by shark doot doo da doot da doot ba - by

Detailed description: This system of musical notation is for the first system of the song. It features a treble clef with a key signature of one sharp (F#) and a 4/4 time signature. The melody starts with a quarter rest, followed by a quarter note G4, a quarter note A4, and a quarter note B4. The lyrics 'Ba - by' are aligned with the first three notes. The melody continues with a quarter note G4, a quarter note A4, a quarter note B4, a quarter note A4, a quarter note G4, a quarter note F#4, a quarter note E4, and a quarter note D4. The lyrics 'shark doot doo da doot da doot ba - by' are aligned with these notes. The bass line consists of a whole note chord G2-B2-D3 in the first measure, followed by four measures of a single note G2.

C

shark doot doo da doot da doot ba - by

Detailed description: This system of musical notation is for the second system. It features a treble clef with a key signature of one sharp (F#) and a 4/4 time signature. The melody starts with a quarter note G4, a quarter note A4, a quarter note B4, a quarter note A4, a quarter note G4, a quarter note F#4, a quarter note E4, and a quarter note D4. The lyrics 'shark doot doo da doot da doot ba - by' are aligned with these notes. The bass line consists of a whole note chord C3-E3-G3 in the first measure, followed by two measures of a single note C3, and a final measure of a single note G2.

Em D

shark doot doo da doot da doot ba - by shark

Detailed description: This system of musical notation is for the third system. It features a treble clef with a key signature of one sharp (F#) and a 4/4 time signature. The melody starts with a quarter note G4, a quarter note A4, a quarter note B4, a quarter note A4, a quarter note G4, a quarter note F#4, a quarter note E4, and a quarter note D4. The lyrics 'shark doot doo da doot da doot ba - by' are aligned with these notes. The bass line consists of a whole note chord E3-G3-B3 in the first measure, followed by two measures of a single note E3, and a final measure of a single note G2. The system ends with a double bar line.





# LEVEL 5





# BABY SHARK



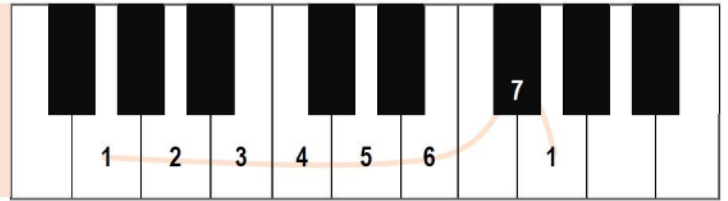
LEVEL 5

For more help: [LearnPianoLive.com/Level5](https://www.learnpianolive.com/level5)  
& for more on major keys: <https://youtu.be/HqjL25PZIO>



## G major:

Use this picture to find the notes for this key:



5 6 1 1 1 1 1 1 1 1 5 6

Ba - by shark doot doo da doot da doot ba - by



1



1 1 1 1 1 1 1 1 5 6

shark doot doo da doot da doot ba - by



4



1 1 1 1 1 1 1 1 7

shark doot doo da doot da doot ba - by shark



6

5



CLICK TO CONNECT WITH US:



KIDS LEARN **PIANO** LIVE .COM